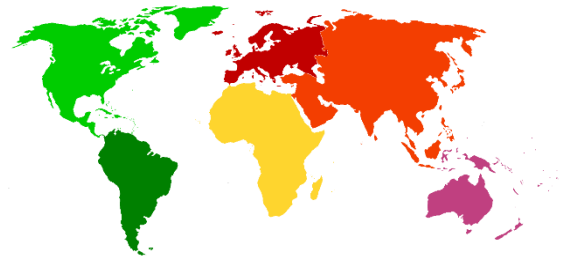


Culture week activities to do at home

Sadly, the children will be missing their culture week at the pre-school this week, however that does not mean they have to miss out on exploring the different cultures and countries at home! We have gathered some ideas to help you explore and celebrate the great cultures we have around us.

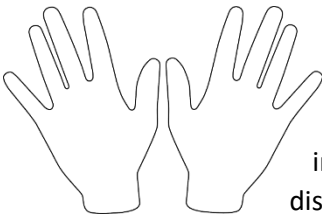
World tour: Each day pick a city/ country from a map, or of your choice, and explore aspects of that country. For example, prepare food from that country, learn new words in their native language, watch a video of their famous landmarks etc.

Animal planet: Make a list of animals with your child that they would like to learn more about. Draw or print a world map as well as some pictures of the animals listed (you can also simply write the animal names on pieces of paper). Discuss together where in the world you might be able to find them and research and stick the animal picture/name onto the correct country/ continent. Discuss their habitat and their features that enables them to live there. There are also many documentaries and videos about these animals on BBC iPlayer and YouTube.



Top Tip: if you type in an animal name into google search engine (on an iPhone or Android) and press 'View in 3D', it will bring up your camera and a few seconds later there will be a 3D version of the animal in your home. Children can have a go taking a picture with it and playing imaginatively with their 3D friend!

Henna artists: Talk to your child about festivals around the world and that some people may celebrate differently to us. One of the ways many Muslims celebrate Eid around the world is by applying henna on their hands. Together you can look at some pictures or videos of the beautiful designs people have drawn. Ask or help your child to trace around their hands. Allow them to mark make and colour in as they wish. They can then have a go at cutting around their hands and displaying their henna designs.




Taste/smell test: Children learn through their sense and this is a great activity to develop those senses and tune in their attention skills. In cups or containers have various food items for your child to taste. You can tell them to close their eyes or put on a blindfold during the experiment. They should have a go at describing what they taste and then have a go at identifying the food they can taste. Ask them some questions to help, is it sweet or sour? Is it soft or hard? Is it bumpy or smooth? You can then learn about where and how that food may have been made. Here are some ideas of what to put into the cups; Indian sweets, French croissants, Asian rice, Arabian dates, Chinese noodles, honey, chocolate, lemons, nuts or other fruits and veg etc.

Tribal crowns: People all over the world use different head pieces and crowns. With your child you can research these different head pieces and have a go at making their own crown. Using a long strip of card (long enough to wrap around their head) let children paint and decorate their crowns using materials such as, feathers, leaves, buttons, foil, tissue paper etc.



Colourful tribal patterns: Your child can be shown different materials and patterns from around the world. On an old pillow case, paper or cardboard give them some paint and tools to create their own patterns and designs. The tools they could use include; forks, washing up sponges, string, a comb and bottle caps etc. Let them experiment with how the colours mix and how the tools can be manipulated to achieve a different design!



Straw threading:

Using different coloured straws and a length of string/rope, wool, encourage your child to use his/her hand eye coordination to create a colourful tribal necklace or a beautiful Indian bangle.



Stories and songs from other countries:

Stories are a great way to introduce different languages, cultures and communities. There are many books and rhymes that have been read or translated online. Here are a few links to get you started:

Handa's surprise read aloud: https://www.youtube.com/watch?v=csNB2gWL_HU

Baby goes to market read aloud: <https://www.youtube.com/watch?v=CtKVIKTbAEM>

Old McDonald rhyme in Arabic : <https://www.youtube.com/watch?v=08x8ARwoSBk>